

EVACUATION DIAGRAM

EAST MAITLAND AQUATIC CENTRE

41 Narang Street, East Maitland NSW 2323



YOU
ARE
HERE

ASSEMBLY AREA
Rear back gate
(unlocked during evacuation)

Location Plan



Fire extinguisher selection chart

CLASS OF FIRE		A	B	C	E	F
TYPE OF FIRE		Ordinary combustible wood, paper, plastic etc	Flammable and combustible liquids	Flammable gases	Fire involving energised electrical equipment	Fire involving cooking oil and fat
IDENT COLOUR	EXTING TYPE	EXTINGUISHER SUITABILITY				
	AB(E) Dry Chem Powder	YES	YES	YES	YES	NO
	CO2 Carbon Dioxide	LIMITED	LIMITED	NO	YES	NO
	Wet Chemical	YES	NO	NO	NO	YES

Fire/Emergency procedure

- R REMOVE**
Remove any person(s) in immediate danger, to a safe area. (If safe to do so)
- A ALARM**
Ensure all occupants are aware of the emergency. Dial 000 – Fire Brigade
- C CONTAIN**
Close doors and where possible windows to contain the fire/smoke.
- E EXTINGUISH/EVACUATE**
Attempt to extinguish the fire only if you are trained and if safe to do so. Evacuate to Assembly Area.

For all emergency services, dial 000
Police / Fire Brigade / Ambulance

Legend

	Egress path		Fire blanket
	Exit sign		LPG storage
	Assembly area		Switch board
	First aid		Public address
	Defibrillator		Hazardous material
	Oxygen store		Spill kit

PEP Training

178 Caves Beach Road, Caves Beach NSW 2281
Mobile 0400 604 439

www.PEPTraining.com.au



Designed by:
Drawn by:
Date:
Scale:
Validity date:

Summa Stanbridge
Malcolm Jones
06 April 2021
NTS
06 April 2026

EVACUATION DIAGRAM

EAST MAITLAND AQUATIC CENTRE

41 Narang Street, East Maitland NSW 2323





ASSEMBLY AREA
Rear back gate
(unlocked during evacuation)



Location Plan



Fire extinguisher selection chart













CLASS OF FIRE		A	B	C	E	F
TYPE OF FIRE		Ordinary combustible wood, paper, plastic etc	Flammable and combustible liquids	Flammable gases	Fire involving energised electrical equipment	Fire involving cooking oil and fat
IDENT COLOUR	EXTING TYPE	EXTINGUISHER SUITABILITY				
	AB(E) Dry Chem Powder	YES	YES	YES	YES	NO
	CO ₂ Carbon Dioxide	LIMITED	LIMITED	NO	YES	NO
	Wet Chemical	YES	NO	NO	NO	YES

Fire/Emergency procedure

- R REMOVE**
Remove any person(s) in immediate danger, to a safe area. (If safe to do so)
- A ALARM**
Ensure all occupants are aware of the emergency. Dial 000 – Fire Brigade
- C CONTAIN**
Close doors and where possible windows to contain the fire/smoke.
- E EXTINGUISH/EVACUATE**
Attempt to extinguish the fire only if you are trained and if safe to do so. Evacuate to Assembly Area.

For all emergency services, dial 000
Police / Fire Brigade / Ambulance

Legend

- | | | | |
|---|---------------|---|--------------------|
|  | Egress path |  | Fire blanket |
|  | Exit sign |  | LPG storage |
|  | Assembly area |  | Switch board |
|  | First aid |  | Public address |
|  | Defibrillator |  | Hazardous material |
|  | Oxygen store |  | Spill kit |

PEP Training

178 Caves Beach Road, Caves Beach NSW 2281
Mobile 0400 604 439

www.PEPTraining.com.au



Designed by:
Drawn by:
Date:
Scale:
Validity date:

Summa Stanbridge
Malcolm Jones
06 April 2021
NTS
06 April 2026

EVACUATION DIAGRAM

EAST MAITLAND AQUATIC CENTRE

41 Narang Street, East Maitland NSW 2323





ASSEMBLY AREA
Rear back gate
(unlocked during evacuation)



Location Plan









Fire extinguisher selection chart

CLASS OF FIRE		A	B	C	E	F
TYPE OF FIRE		Ordinary combustible wood, paper, plastic etc	Flammable and combustible liquids	Flammable gases	Fire involving energised electrical equipment	Fire involving cooking oil and fat
IDENT COLOUR	EXTING TYPE	EXTINGUISHER SUITABILITY				
	AB(E) Dry Chem Powder	YES	YES	YES	YES	NO
	CO ₂ Carbon Dioxide	LIMITED	LIMITED	NO	YES	NO
	Wet Chemical	YES	NO	NO	NO	YES

Fire/Emergency procedure

- R REMOVE**
Remove any person(s) in immediate danger, to a safe area. (If safe to do so)
- A ALARM**
Ensure all occupants are aware of the emergency. Dial 000 – Fire Brigade
- C CONTAIN**
Close doors and where possible windows to contain the fire/smoke.
- E EXTINGUISH/EVACUATE**
Attempt to extinguish the fire only if you are trained and if safe to do so. Evacuate to Assembly Area.
- For all emergency services, dial 000**
Police / Fire Brigade / Ambulance

Legend

- | | | | |
|---|---------------|---|--------------------|
|  | Egress path |  | Fire blanket |
|  | Exit sign |  | LPG storage |
|  | Assembly area |  | Switch board |
|  | First aid |  | Public address |
|  | Defibrillator |  | Hazardous material |
|  | Oxygen store |  | Spill kit |